



EpiPen Auto-Injector[®]

(Epinephrine 0.3mg/0.3mL/pen)

For Self-treatment of anaphylaxis



INSTRUCTIONS FOR USE



Yellow carrier cap

Carrier Tube



Blue safety release

Take off when you prepare to use

Clear window

Before the pen is used, the window should be clear

Orange tip

To prevent needle exposure before and after use

EpiPen Auto-injector

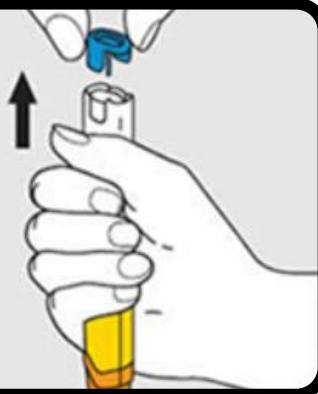
(removed from Carrier Tube)

PREPARE BEFORE INJECTION

- 1 Get your EpiPen Auto-injector**
 - Flip open the yellow carrier cap. Tip and slide it out of the carrier tube.
- 2 Hold the auto-injector in your fist**
 - Blue to the sky, orange to the ground.

ADMINISTRATION WHEN INJECTION

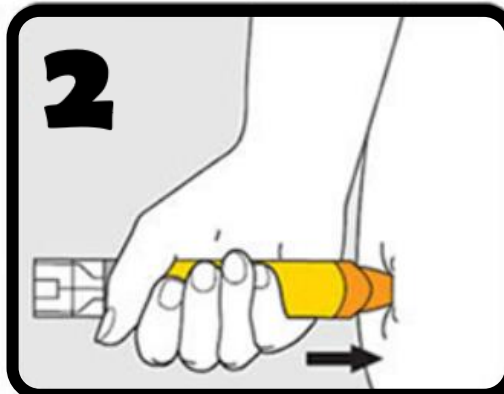
1



Pull off the blue safety release

Do not bend or twist it.

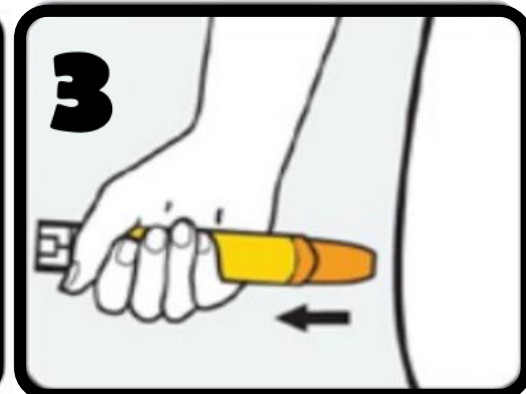
2



Push down hand and hold for 3 seconds

Place on outer mid-thigh
You should hear the "click"
The clear window is darkening.

3



Remove EpiPen

Massage the injection area for 10 seconds.

GET EMERGENCY MEDICAL HELP RIGHT AWAY